

SAMPLE

Facebook Ads Report

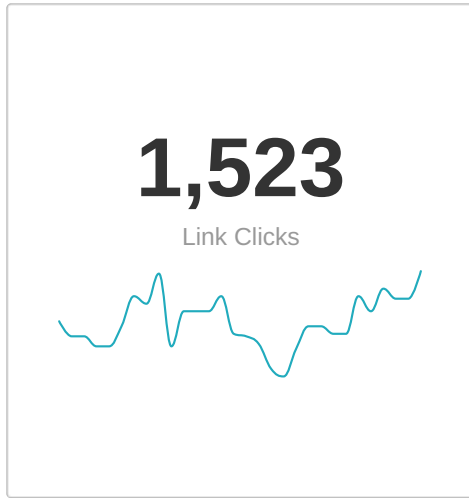
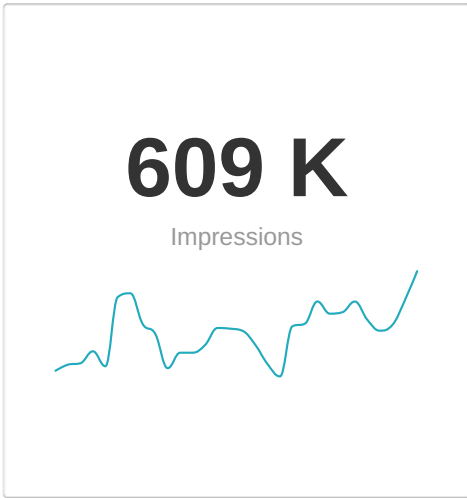
(Companyname)

(www.yourcompanywebsite.com)

Table of Contents

Facebook Ads - Campaigns	3
Facebook Ads - Ads	4
Facebook Ads - Demographics	5
Facebook Ads - Lead Ads	6

Facebook Ads - Campaigns



609 K
Impressions

1,523
Link Clicks

0.25%
Link CTR (Link Click-Through Rate)

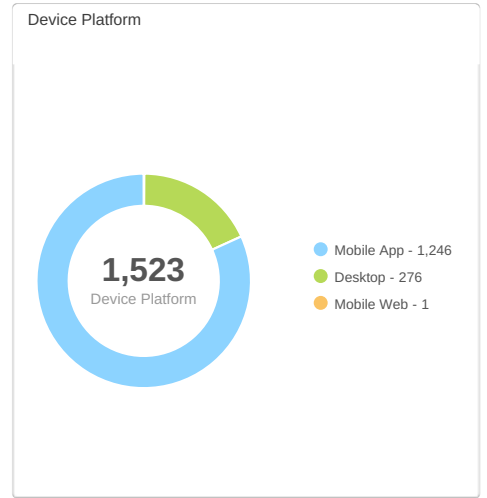
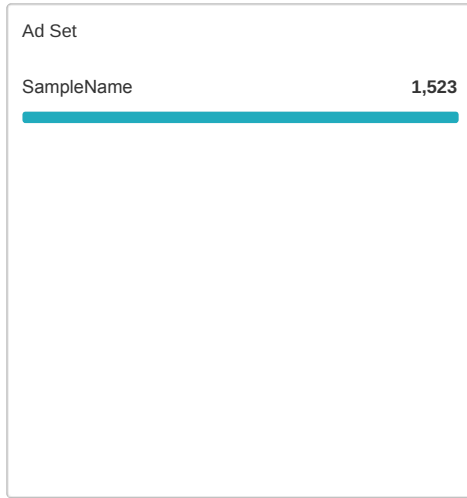
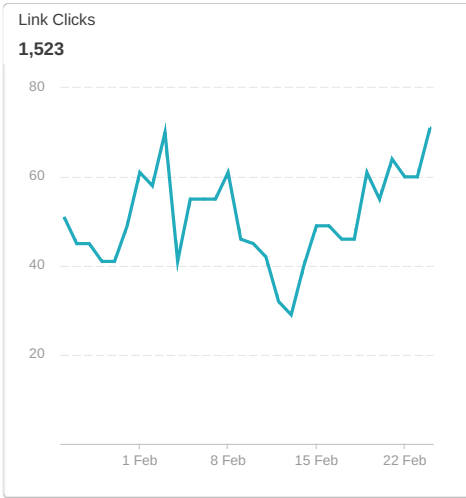
\$0.66
Cost per Link Click

\$998.00
Amount Spent

Showing 1 of 1 Rows

CAMPAIGN	IMPRESSIONS	LINK CLICKS	LINK CTR (LINK CLICK-THROUGH RATE)	COST PER LINK CLICK	AMOUNT SPENT
SampleName Generic	608,950	1,523	0.25%	\$0.66	\$998.00

Facebook Ads - Ads

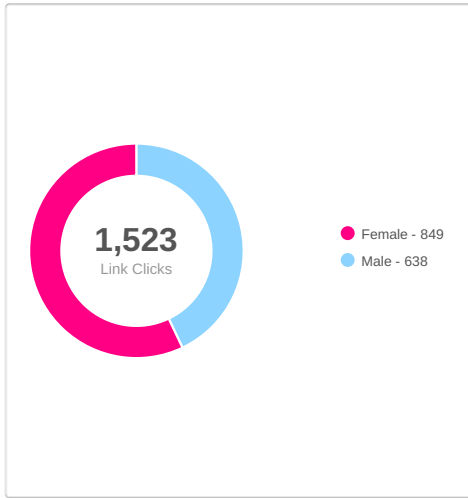


Showing 1 of 1 Rows

AD	AD SET	CAMPAIGN	IMPRESSIONS	LINK CLICKS	LINK CTR (LINK CLICK-THROUGH RATE)	COST PER LINK CLICK	AMOUNT SPENT
Ad image here	SampleName	SampleName Generic	608,950	1,523	0.25%	\$0.66	\$998.00

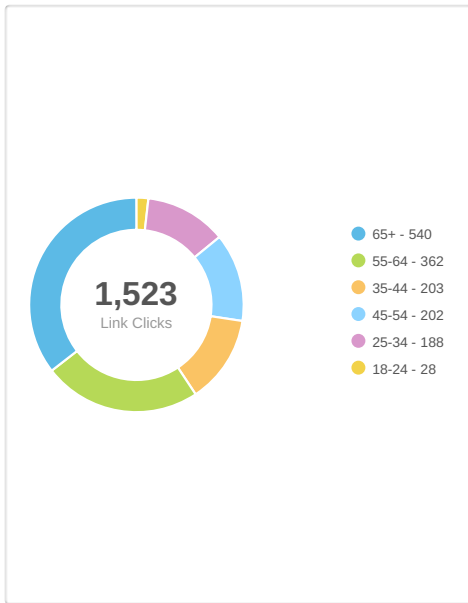
SampleName - date/year

Facebook Ads - Demographics



Showing 2 of 2 Rows

GENDER	IMPRESSIONS	LINK CLICKS	LINK CTR (LIN.	COST PER LI...	AMOUNT SPE..
female	352,436	849	0.24%	\$0.61	\$521.47
male	238,317	638	0.27%	\$0.71	\$452.74



Showing 6 of 6 Rows

AGE	IMPRESSIONS	LINK CLICKS	LINK CTR (LIN.	COST PER LI...	AMOUNT SPE..
65+	233,768	540	0.23%	\$0.63	\$341.96
55-64	181,258	362	0.20%	\$0.64	\$233.46
45-54	72,501	202	0.28%	\$0.68	\$136.36
25-34	64,810	188	0.29%	\$0.71	\$134.11
35-44	48,162	203	0.42%	\$0.65	\$131.78
18-24	8,451	28	0.33%	\$0.73	\$20.33

Facebook Ads - Lead Ads

0

FB Ads Leads

No Leads found for your date range

No Leads found for your date range

Leads by Age Group

0

No Leads found for your date range

Device

0

No Leads found for your date range